

Aluminum Refresh Order Form

Date: _____

Bill to: _____

Ship to: _____

PO# _____

Contact: _____

Tag Name: _____

Phone: _____

Email to: Orders@GlassFireplaceDoors.com or Fax to: (800) 599-2635

Door Model

Refresh DV Screen

Refresh DV Screen with Louver Desing

Refresh DV With Operable Doors

Deduct for Fitting Inside of Fascia

Yes No

Note: •We will reduce overall door size by 1/8" on the width and 1/8" on the height

Opening Dimensions

Overall Width

Overall Height

* Height from top of opening to top of fireplace

* Height from bottom of opening to bottom of fireplace

Note: The sum of boxes with * must total Overall Height

Design Options

Basic	Window Pane
Sunrise Window Pane	Arched Keystone
Prairie	Louvered (must circle design)

Finish (Powder Coat Only)


Outer Frame _____

Door Frame _____


Handle Style _____

Special Conditions or Notes:


Louver Design




Vintage




Tuscan




Slot




Oak Leaf




Scroll



Open



Square



Prairie

Top Louver

Arched
Rectangle

Other Options

Child Saftey Latches

Express (\$200)

Adv

Make option selections by circling your choice(s).