

Milwaukee Forge Order Form

Date: _____

Bill to: _____

Ship to: _____

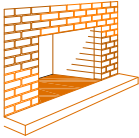
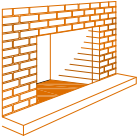
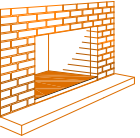

PO# _____

Contact: _____

Tag Name: _____

Phone: _____

Email to: Orders@GlassFireplaceDoors.com or Fax to: (800) 599-2635

Door Model		Door Configuration	
Armada	La Crosse	Bifold	Twin
Fireplace Type		Opening Dimensions	
 Flush Hearth	 Raised Hearth	 Raised Firebox	 Hole in Wall
Fit		Height measurement taken from? <input type="checkbox"/> Hearth <input type="checkbox"/> Firebox Floor Difference Between Hearth and Firebox Floor _____ If Firebox tapers, enter the width 2" back from the opening: _____	
Overlap	Inside		
Draft			
Draft	No Draft		
Mortar Flange <small>(Inside Fit Only)</small>			
Yes		No	
Finish			
Forged Iron		Solar Bronze Rustic Black	
Styling			
With Window Bars		Without Window Bars	
Glass			
Clear	Grey	Bronze	Black Ceramic
Mesh			
None		Curtain Mesh Gate Mesh	
Single Panel Gate Mesh Hinge: Left or Right		Gate Mesh no Glass	
Other Options		Optional Overall Door Size	
Lintel Clamps Extra Long Mounting Brackets Pressure Mount		For exact size doors, enter the overall width and height of the door. Please ensure door will fit opening. <div style="text-align: center;"> _____ X _____ Overall Door Width Overall Door Height </div>	
<small>MKE</small>			

Make option selections by circling your choice(s).