

Blacksmith & Hammered Edge Order Form

Date: _____

Bill to: _____

Ship to: _____

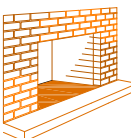



PO# _____

Contact: _____

Tag Name: _____

Phone: _____

Email to: Orders@GlassFireplaceDoors.com or Fax to: (800) 599-2635

<p>Door Model</p> <p>Rectangle Arch</p> <p>Rectangle w/Arch Doors</p>	<p>Door Type</p> <p>Blacksmith</p> <p>Hammered Edge</p>	<p>Door Configuration</p> <p>Bifold Twin</p>
<p>Fireplace Type</p> <div style="display: flex; justify-content: space-around; align-items: center;">     </div> <p style="font-size: small; text-align: center;"> Flush Hearth Raised Hearth Raised Firebox Hole in Wall </p>		<p>Opening Dimensions</p> <p>Width _____</p> <p>Height to Fascia _____</p> <p>Height to Lintel _____</p> <p>Depth to Lintel _____</p> <p>Height measurement taken from? <input type="checkbox"/> Hearth <input type="checkbox"/> Firebox Floor</p> <p>Difference Between Hearth and Firebox Floor _____</p> <p>If Firebox tapers, enter the width 2" back from the opening: _____</p>
<p>Fit</p> <p>Overlap Inside</p>		
<p>Draft</p> <p>Draft No Draft</p>	<p>Mortar Flange (Inside Fit Only)</p> <p>Yes No</p>	
<p style="text-align: center;">Finish</p> <p>Outer Frame _____</p> <p>Door Frame _____</p> <p>Handle Style _____</p>		
<p>Glass</p> <p>Clear Grey Bronze Black</p>		
<p>Mesh</p> <p>None Curtain Mesh Gate Mesh Gate Mesh No Glass</p> <p>Single Panel Gate Mesh Hinge: Left or Right</p>		
<p>Other Options</p> <p>Grate Heater Use Hearthwarmer Order Form</p> <p>Vertical Center Stiles</p> <p>Keyed Locks</p> <p>Lintel Clamps</p> <p>Extra Long Mounting Brackets</p> <p>Pressure Mount</p> <p>Tight Fitting (N/A Blacksmith)</p>	<p>Optional Overall Door Size</p> <p>For exact size doors, enter the overall width and height of the door. Please ensure door will fit opening.</p> <p style="text-align: center;"> _____ X _____ Overall Door Width Overall Door Height </p>	
<p>Special Conditions or Notes:</p> 		

BS & HE

Make option selections by circling your choice(s).