

# Moderne Series Order Form

Date: \_\_\_\_\_

Bill to: \_\_\_\_\_

Ship to: \_\_\_\_\_



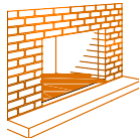

PO# \_\_\_\_\_

Contact: \_\_\_\_\_

Tag Name: \_\_\_\_\_

Phone: \_\_\_\_\_

Email to: [Orders@GlassFireplaceDoors.com](mailto:Orders@GlassFireplaceDoors.com) or Fax to: (800) 599-2635

<b>Door Configuration</b>		<b>Door Configuration</b>	
Original	Slim	Odyssey (Twin Only)	
<b>Fireplace Type</b>		Twin	Bifold
Single Panel Hinge: Left or Right			
 Flush Hearth	 Raised Hearth	 Raised Firebox	 Hole in Wall
<b>Opening Dimensions</b>			
<b>Fit</b>		Width _____	
Overlap      Inside		Height to Fascia _____	
<b>Draft</b>		Height to Lintel _____	
Draft      No Draft		Depth to Lintel _____	
<b>Mortar Flange</b> (Inside Fit Only)		Height measurement taken from? <input type="checkbox"/> Hearth <input type="checkbox"/> Firebox Floor	
Yes      No		Difference Between Hearth and Firebox Floor _____	
<b>Finish</b>			
Outer Frame		Textured Black      Rustic Black	
Door Frame _____			
<b>Glass</b>			
Clear		Grey      Bronze	
Black		Solar Cool Bronze	
<b>Mesh</b>			
None		Curtain Mesh      Gate Mesh	
Single Panel Gate Mesh Hinge: Left or Right		Gate Mesh no Glass	
<b>Other Options</b>		<b>Optional Overall Door Size</b>	
Grate Heater Use Cozy Grate Order Form  Keyed Locks  Lintel Clamps  Extra Long Mounting Brackets  Pressure Mount		For exact size doors, enter the overall width and height of the door. Please ensure door will fit opening.   <div style="text-align: center;">                     _____ X _____                      Overall Door Width      Overall Door Height                 </div>	
		<input type="checkbox"/> <b>Express (\$200)</b> Not Available with Plated Doors <span style="float: right;">Mod</span>	

Make option selections by circling your choice(s).